









Prepare for Registration *for* Students

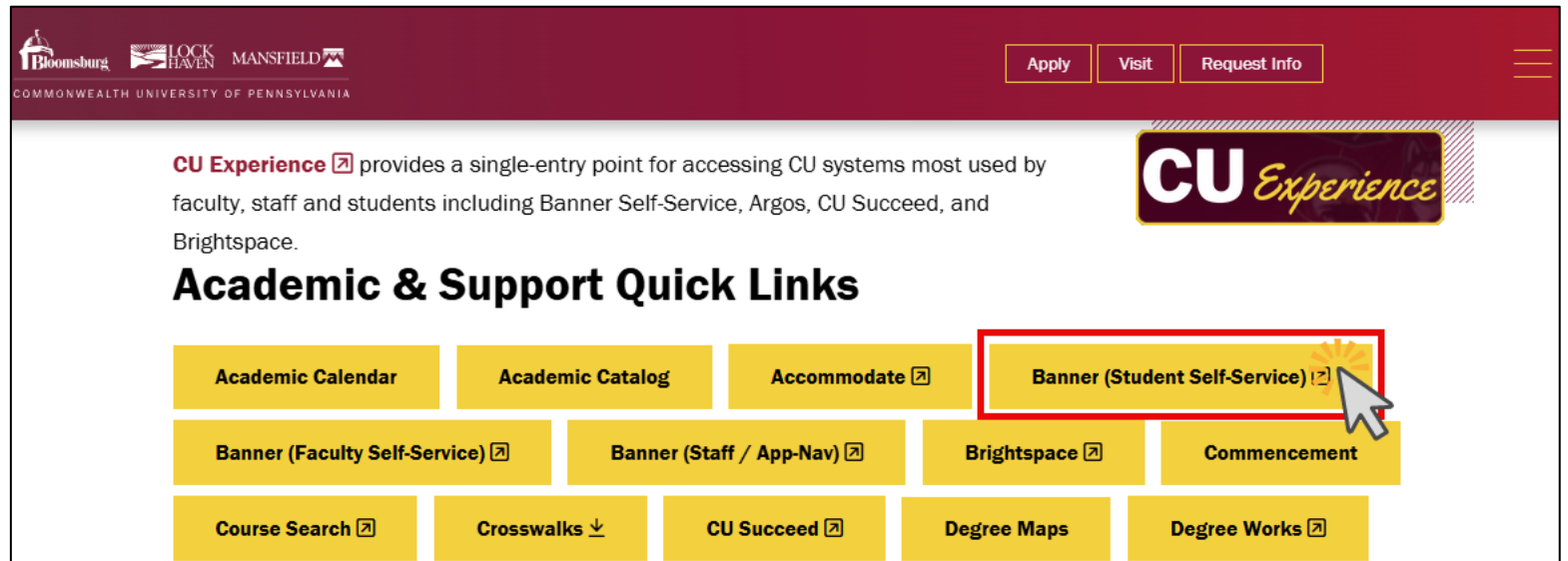
You can check your eligibility for registration by selecting the Prepare for Registration option in your Registration dashboard in Banner.

The screenshot shows the Commonwealth University Registrar Registration dashboard. The top navigation bar is blue with a white grid icon on the left and the text "Commonwealth Univ of Penn" and a gear icon on the right. Below the navigation bar, the breadcrumb "Student • Registration" is displayed. The main heading "Registration" is followed by a grey bar with the text "What would you like to do?". Below this, there are six options arranged in a 3x2 grid. The first option, "Prepare for Registration", is highlighted with a red rectangular box and a cursor icon pointing at it. The other options are "Plan Ahead", "Register for Classes (Add, Drop or Withdraw from Classes)", "View Registration Information", "Browse Classes", and "Browse Course Catalog". Each option includes an icon, a title, and a brief description.

What would you like to do?	
 <u>Prepare for Registration</u> View registration status, update student term data, and complete pre-registration requirements.	 <u>Plan Ahead</u> Give yourself a head start by building plans. When you're ready to register, you'll be able to load these plans.
 <u>Register for Classes (Add, Drop or Withdraw from Classes)</u> Add, drop or withdraw from classes on your current and future schedules.	 <u>View Registration Information</u> View your past schedules and your ungraded classes.
 <u>Browse Classes</u> Looking for classes? In this section you can browse classes you find interesting.	 <u>Browse Course Catalog</u> Look up basic course information like subject, course and description.

Access Banner

To access Banner, go to the my.commonwealth.edu page, and click **Banner (Student Self-Service)**.



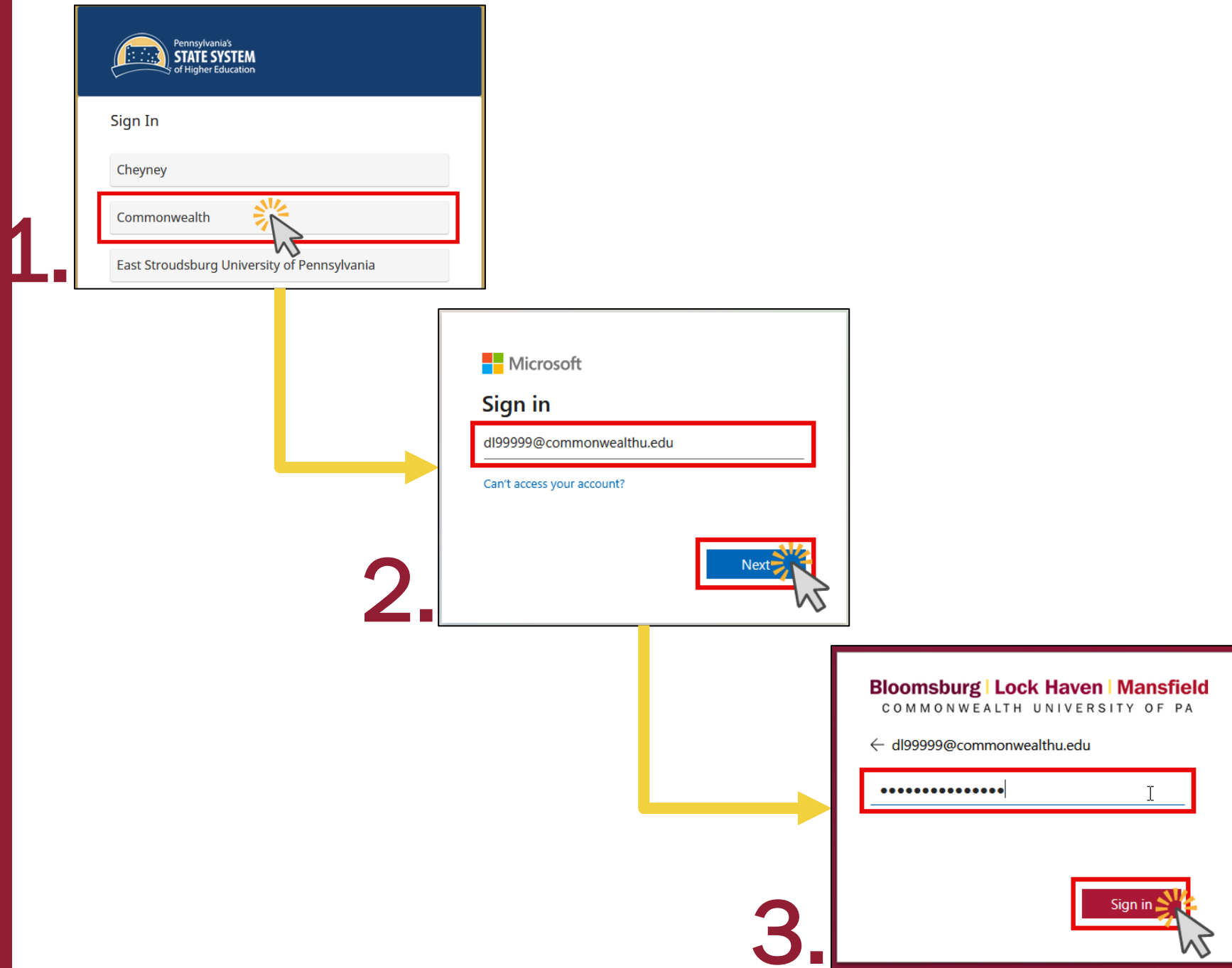
Login to Banner

To login, select Commonwealth on the PASSHE Sign In page.

Next, enter your CU email address and click Next.

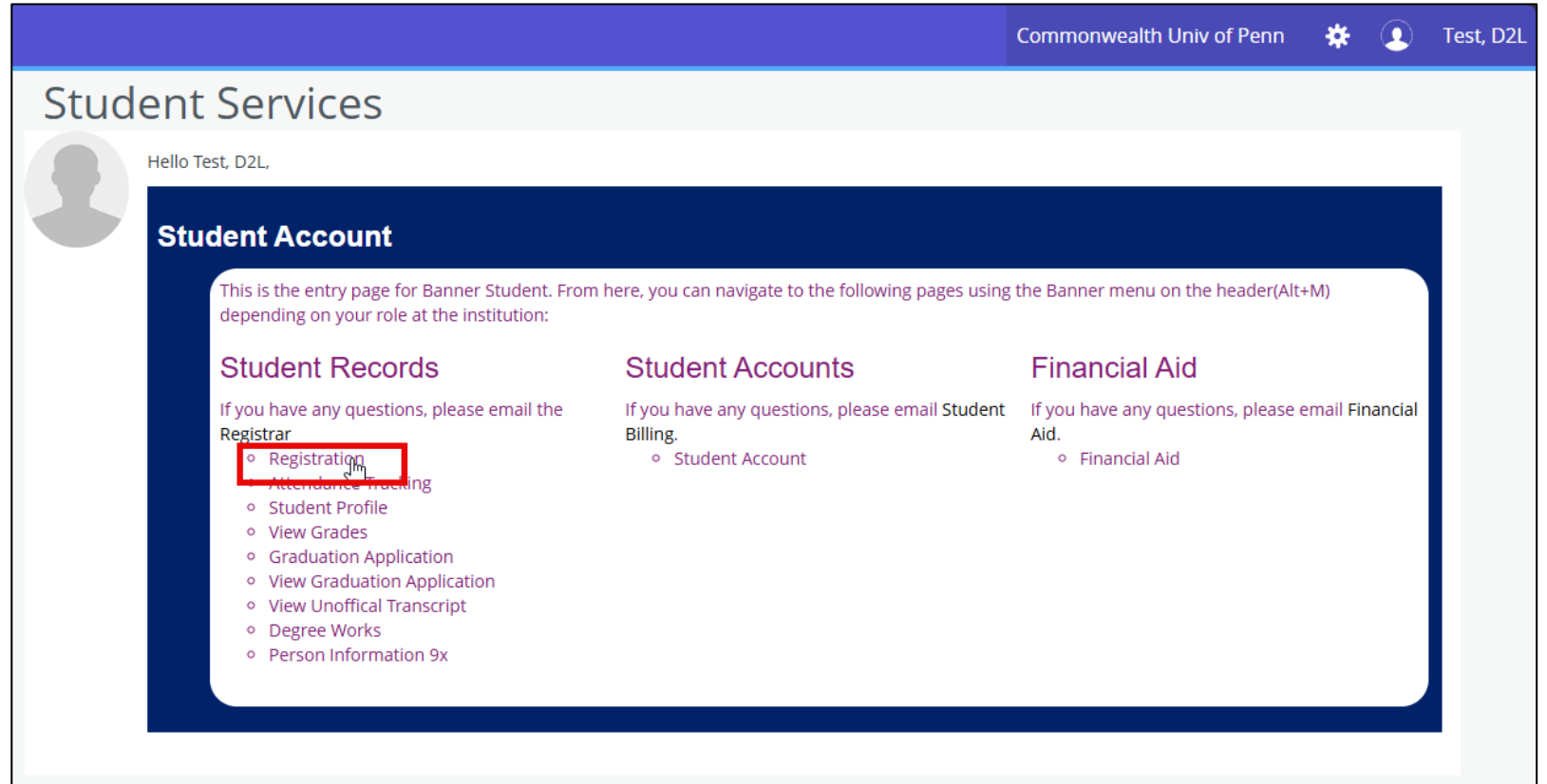
Finally, enter your password and click Sign in.

Respond appropriately to any 2FA requests from DUO.



Access the Registration Dashboard in Banner

Once you have logged in, click Registration under the Student Records heading on the Student Services page.



Commonwealth Univ of Penn Test, D2L

Student Services

Hello Test, D2L,

Student Account

This is the entry page for Banner Student. From here, you can navigate to the following pages using the Banner menu on the header(Alt+M) depending on your role at the institution:

Student Records

If you have any questions, please email the Registrar.

- Registration
- Attendance Tracking
- Student Profile
- View Grades
- Graduation Application
- View Graduation Application
- View Unofficial Transcript
- Degree Works
- Person Information 9x

Student Accounts

If you have any questions, please email Student Billing.

- Student Account

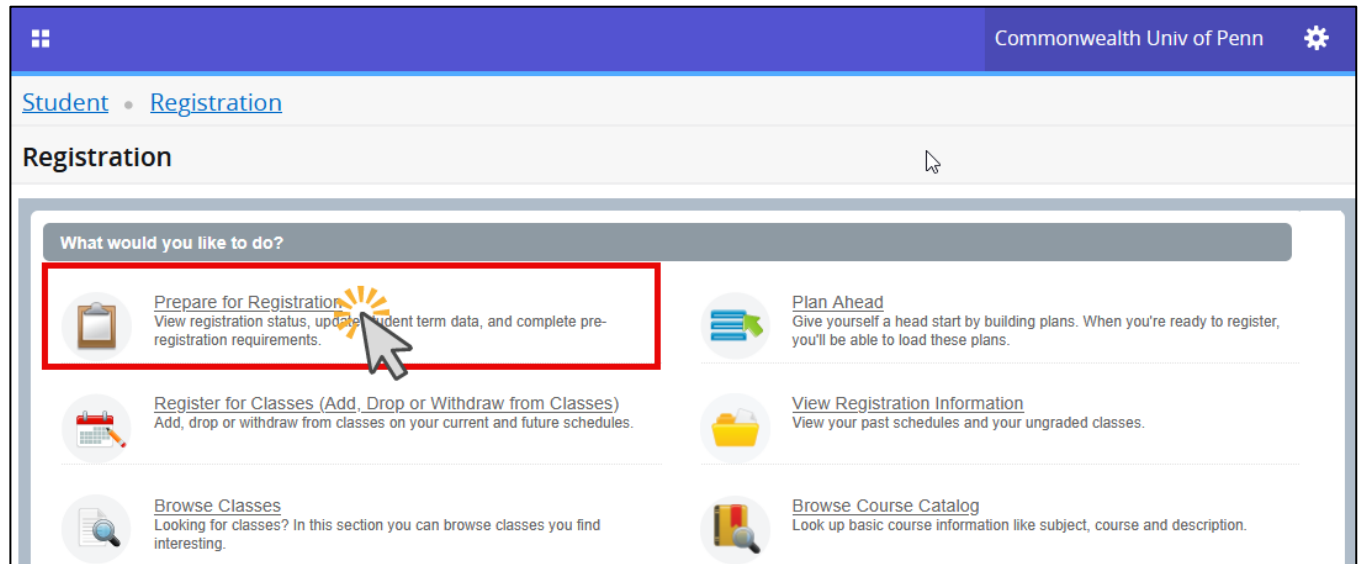
Financial Aid

If you have any questions, please email Financial Aid.

- Financial Aid

Prepare for Registration

Step 1: Click Prepare for Registration in the Registration dashboard.



Prepare for Registration

Step 2: Select a term and click
Continue.

Select a Term

Terms Open for Registration

Fall 2025

Continue

Prepare for Registration

Registration Status

Registration Status

Term: Fall 2025

! Your Student Status prevents registration.

✓ Your academic status permits registration.

✓ You have no holds which prevent registration.

i Time tickets allow registration at this time. Please register within these times: 04/09/2025 08:00 AM - 12/08/2025 11:59 PM

i Your class standing for registration purposes is Freshman

Primary Curriculum

Level: Undergraduate
College: No College Designated
Degree: No Degree
Program: Non-Degree Undergrad
Campus: Bloomsburg Campus
Catalog Term: Fall 2023
Major: Non-Degree Undergrad

Prepare for Registration

On the Registration Status page, you will see your registration eligibility according to **Student Status**, **Academic Status**, and **Advisor Holds**, any time tickets assigned to you, and your class standing.

On the right, you will see details about your **Curriculum**, or degree programs.

Prepare for Registration

Registration Status

Registration Status

Term: Fall 2025

! Your Student Status prevents registration.

✓ Your academic status permits registration.

✓ You have no holds which prevent registration.

i Time tickets allow registration at this time. Please register within these times: 04/09/2025 08:00 AM - 12/08/2025 11:59 PM

i Your class standing for registration purposes is Freshman

Primary Curriculum

Level: Undergraduate

College: No College Designated

Degree: No Degree

Program: Non-Degree Undergrad

Campus: Bloomsburg Campus

Catalog Term: Fall 2023

Major: Non-Degree Undergrad

Fix Issues for Registration

If any warnings appear, such as the one shown above related to Student Status, work to resolve those items so you can schedule when registration becomes available to you.